




Coffeemar G250 Coffeemar Bluetec 335

COFFEEMAR G250D
COFFEEMAR BLUETEC 335



COFFEEMAR G250



COLOR



COFFEEMAR BLUETEC 335



COFFEEMAR G250 & COFFEEMAR BLUETEC 335

They represent the perfect combination of technological innovation, high performance, and a modern and elegant aesthetic. The Coffeemar G250D and Bluetec 335 machines stand out for their aluminum boiler and their versatile and reliable design, suitable for any location. The Bluetec model offers a more exclusive look, thanks to its capacitive product selection keypad, glass finish, and stainless steel-like profiles.



**PRESSURE VALVE IN
THE BREWING GROUP**



**ANTI-VANDAL
PLATE LOCK**



J-SUITE



**MOTORIZED WATER
DISTRIBUTOR, WITHOUT
SOLENOID VALVES**



**CUSTOMIZED SETUP TO SUIT
YOUR REQUIREMENTS**



**CAPACITIVE
KEYBOARD**



**PAYMENT SYSTEMS
WITH COIN AND CARD
READERS**



**FINGERPRINT-
RESISTANT
STAINLESS STEEL.**


Main Features

MACHINE NAME	Unpacked MEASUREMENT	WEIGHT	CONSUMPTION	SERVICES	CANISTER	MIXER	PAYMENT METHOD
COFFEEMAR G250D	1.506 x 507 x 584 mm	100kg	230V/1150W	300	4 cabinet + sugar + coffee beans	3	Configurable
COFFEEMAR BLUETEC 335	1.506 x 511 x 599 mm	100kg	230V/1150W	300	4 cabinet + sugar + coffee beans	3	Configurable

FEATURES



- **Pressure valve** in the brewing group to maintain constant pressure throughout the brewing cycle.
- **Aluminum boiler** with encapsulated heating elements and probes, without contact with water (avoiding O-rings and lime build-up).
- **Two models of cup extractors** depending on their diameter (65-67 mm or 67-69 mm).
- Adjustable **stirrer** dispenser between 75 mm and 115 mm in length.
- Auto-cleaning of the mixing circuit, product outlet: manual or automatic (programmable).
- Anti-steam sugar addition system directly into the cup.
- Constant temperature control in the water boiler.
- Motorized water distributor, without solenoid valves.
- Braking at the product outlet gate.
- Own coffee bean grinding group.
- **Easy cleaning and maintenance** of removable elements.



DESIGN

Our Coffeemar G250 and Bluetec 335 machines combine a sophisticated design that adapts to any environment. Thanks to their design, they guarantee an exceptional coffee experience. Offering unparalleled taste and quality in every cup.

- **Graphic display** 92x53 mm long.
- **Cabinet** made of corrosion-resistant **treated steel** and anti-vandalism lock with integrated door in the cabin (anti-lever).
- Bluetec version with **a fingerprint-resistant stainless-steel finish** and **a tempered glass** front embedded in metal, without access to its side edges




OPTIONS

- 25L Autonomous water kit.
- Water filters: descaler or flavor filter.
- J-LINK Telemetry.
- Possibility of payment systems via card reader and bill acceptor.
- Jofemar bill acceptor.
- **J-LINK card reader** from Jofemar or any card reader that works with the MDB protocol.
- **Customization** capability.

PROGRAMMING

- **Data extraction** option with J-SUITE via J-LINK.
- Includes a **display module where product information can be viewed.**
- DEX connector as the only solution for extracting **accounting and telemetry data** in EVA-DTS format.
- **Programming button** to access the different menus of the machine.
- Interactive adjustment of **programming options** using the machine's own graphic display.

CANISTER



	CANISTER	CAPACITY (gr)	SERVICES
1	COFFEE BEANS	2.300	330
2	CHOCOLATE	1.350	80
3	MILK	1.700	200
4	DECAFFEINATION	700	440
5	OPTIONAL (Matcha tea, Broth, Chamomile...)	-	-
	SUGAR	2.100	550

*This information is general because it depends on the programming and the product extracted.

TELEMETRY



Our Jofemar electronic system J-LINK offers a wide range of functionalities to all our machines. One of them is the ability to use J-SUITE, our comprehensive and unified solution for machine management that allows you full control of the machine from anywhere in the world.



ADVANTAGES

- Compatibility across all Jofemar machines; you can use J-SUITE on all our products.
- Total stock control.
- Remote machine control from your computer, tablet, or mobile device.
- Compatible with other payment systems.
- Option to have a closed circuit card reader.
- Compatible with non-Jofemar machines through standard protocols.
- Control of product weight, cups and pallets.
- Control of product weight, cups and pallets.
- Control of product compositions.



COST CUTTING



**REAL-TIME STOCK
CONTROL**



**CUSTOMER
SATISFACTION**



**AGILITY IN
ACCOUNTING**



**OPERATIONS
ENHANCEMENT**



**ADMINISTRATIVE
OPTIMIZATION**



**ENHANCED
INFORMATION SECURITY**



Innovation
technology

Reliability

100% Jofemar
Technology



Jofemar
CORPORACIÓN

Ctra. Marcilla km 2
31350 Peralta · Navarra · Spain

Tel. +34 948 75 12 12

Fax +34 948 75 04 20

nacional@jofemar.com

www.jofemar.com



VE-CT116EN001 0824