



Coffeemar G23

COFFEEMAR BLUE G23
COFFEEMAR BLUE G23FM
CONSOLA G23



COFFEEMAR VENDING G23



COLOR



COFFEEMAR G23 DISPENSING CON CONSOLA



COFFEEMAR G23

Elegant and modern design, offering a wide variety of beverages: espresso, cappuccino, macchiato, hot chocolate, and more. Ideal for offices and public spaces, this machine guarantees a high-quality coffee experience with just the press of a button. With a decaf preselection option, easy use, and coin return system, the Coffeemar G23 combines technology and flavor in every cup.



PRESSURE VALVE IN THE DISTRIBUTION UNIT



CAPACITY AND VOLUME OPTIMIZATION



J-SUITE



MONITORED WATER DISTRIBUTOR, NO SOLENOID VALVES



CUSTOMIZED SETUP TO SUIT YOUR REQUIREMENTS



CAPACITIVE KEYBOARD



PAYMENT SYSTEMS WITH COIN PURSE AND CARD HOLDER



STAINLESS STEEL FINGERPRINT-RESISTANT


Main features

MACHINE NAME	Unpacked MEASUREMENT	WEIGHT	CONSUMPTION	SERVICES	CANISTER	MIXER	PAYMENT METHOD
COFFEEMAR G23 VENDING	741 x 420 x 466 mm	46 kg	230V/1100W	150	3 cabinet + coffee beans	2	Configurable
COFFEEMAR G23 DISPENSING	741 x 420 x 466 mm	46 kg	230V/1100W	150	3 cabinet + coffee beans	2	No
COFFEEMAR G23 FRESH MILK	741 x 420 x 466 mm	49 kg	230V/2800W	150	3 cabinet + coffee beans	2	Configurable
+ CONSOLA G23	768 x 417 x 449 mm	25,5 kg	-	+80	-	-	+ Bill reader

*Payment Systems and MDB function not available For Russia



FEATURES



- **Pressure valve in the brewing group** to maintain constant pressure throughout the brewing cycle.
- **Motorized water distributor** without solenoid valves.
- **Aluminum boiler** with encapsulated heating elements and probes, without contact with water (avoiding O-rings and scale formation) and with an insulating thermal jacket, which improves the machine's energy efficiency.
- **Self-cleaning of the mixing circuit and product outlet:** manual or automatic (programmable).
- **Customization of coffee product recipes on-site** via the machine's keyboard, Easy-Flash handheld terminal, or from the PC app "Jofemar Coffeemar Configuration," directly connecting the machine via RS232.
- **Product selection via LED-illuminated capacitive keyboard.**
- **Constant temperature control** in the water boiler.
- **In-house coffee bean grinding group.**
- **Easy cleaning and maintenance** of removable elements.
- **Easily removable waste tray** for impeccable cleaning.



DESING

Our Coffeemar G23 is a masterpiece of minimalist design and functionality. Its sides are made of polished stainless steel, which shines with a soft, modern luster, and its black cabinet features a tempered glass front.

- **Tempered glass front embedded in metal**, with no access to its side edges.
- **Fingerprint-resistant steel finishes** on its sides with the Bluetec option.
- **Cabinet made of corrosion-treated steel.**
- **Capacitive and illuminated keyboard.**
- **Tinted glass front** to add a touch of innovation and elegance.
- **Easy cleaning and maintenance** thanks to its design and removable elements.



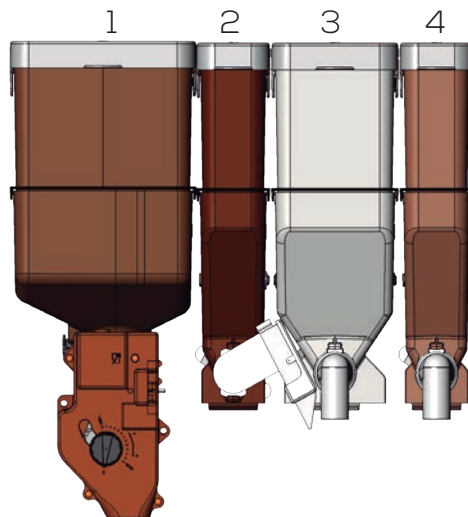
OPTIONS

- **Console cabinet** and countertop console with cup drawer.
- **Autonomous water kit (25L).**
- **Lighting and cup detection kit.**
- **Telemetry** via J-LINK and online management software J-SUITE.
- **External console** water filters: descaler or flavor filter.
- Data extraction option in DEX protocol.
- 5L autonomous tank integrated into the machine.
- **Credit management in the vending version** of the G23 can be done either through a compact Jofemar coin purse, user cards, or a Jofemar bill acceptor in the optional console.

PROGRAMMING

- **General programming on-site** via the machine's keyboard, Easy-Flash handheld terminal, telemetry through the J-LINK terminal, and Jofemar's online management software J-SUITE.
- **Possibility to adjust the water flow rate through freshly ground coffee,** allowing the operator to fine-tune the working point and obtain coffee faster or more slowly, thus extracting the maximum flavor.
- **Customization of coffee product recipes on-site** via the machine's keyboard, Easy-Flash handheld terminal, or from the PC app "Jofemar Coffeemar Configuration," directly connecting the machine via RS232.
- **Storage and extraction of accounting data.**

CONTAINER




	CONTAINER	CAPACITY (gr)	SERVICES
1	COFFEE BEANS	1688	240
2	CHOCOLATE	980	57
3	MILK	1330	160
4	DECAFFEINATION	380	237

*This information is general because it depends on the programming and the product extracted.

TELEMETRY



Our Jofemar electronic system J-LINK offers a wide range of functionalities to all our machines. One of them is the ability to use J-SUITE, our comprehensive and unified solution for machine management that allows you full control of the machine from anywhere in the world.



ADVANTAGES

- Compatibility across all Jofemar machines; you can use J-SUITE on all our products.
- Total stock control.
- Remote machine control from your computer, tablet, or mobile device.
- Compatible with other payment systems.
- Option to have a closed circuit card reader.
- Compatible with non-Jofemar machines through standard protocols.
- Control of product weight, cups and pallets.
- Control of product weight, cups and pallets.
- Control of product compositions.



COST CUTTING



REAL-TIME STOCK CONTROL



CUSTOMER SATISFACTION



AGILITY IN ACCOUNTING



OPERATIONS ENHANCEMENT



ADMINISTRATIVE OPTIMIZATION



ENHANCED INFORMATION SECURITY



Innovation
technology

Reliability

100% Jofemar
Technology



Jofemar
CORPORACIÓN

Ctra. Marcilla km 2
31350 Peralta · Navarra · Spain

Tel. +34 948 75 12 12

Fax +34 948 75 04 20

nacional@jofemar.com

www.jofemar.com



VE-CTI6ES00M 0824